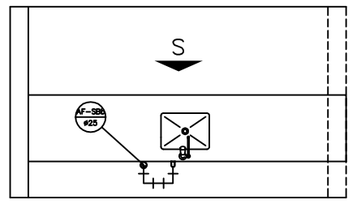

DETALHE-12 3º PAVIMENTO
ESCALA 1:25

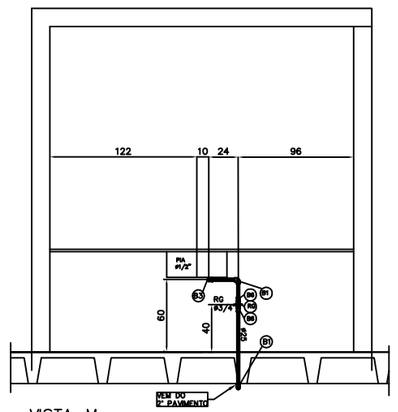

VISTA-M
ESCALA 1:25

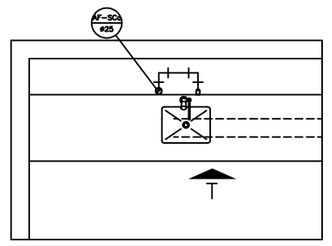

DETALHE-13 3º PAVIMENTO
ESCALA 1:25

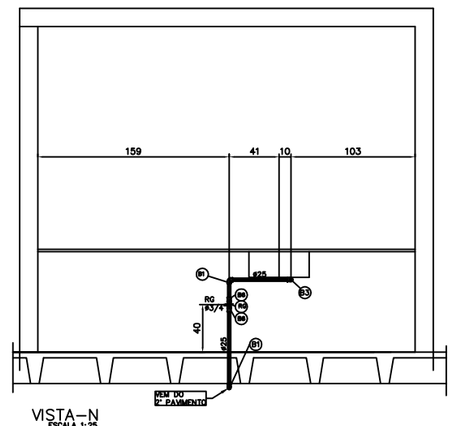

VISTA-N
ESCALA 1:25

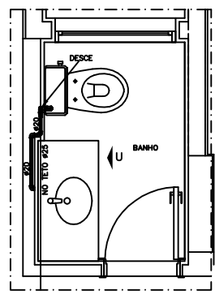

DETALHE-14 BLOCO-A (X29)
ESCALA 1:25

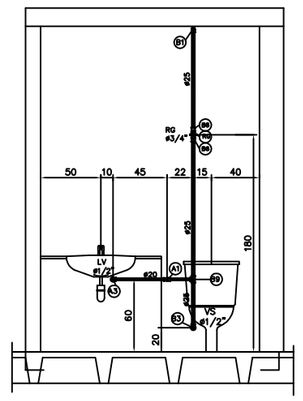

VISTA-U
ESCALA 1:25

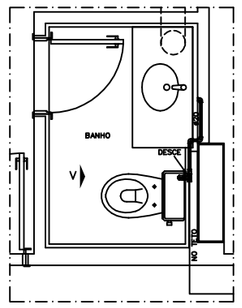

DETALHE-15 BLOCO-A (X18)
ESCALA 1:25

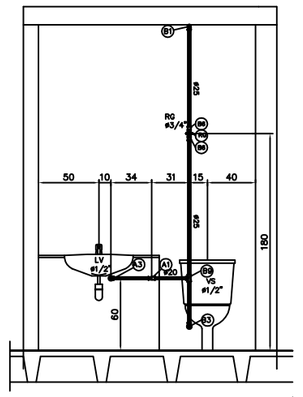

VISTA-V
ESCALA 1:25

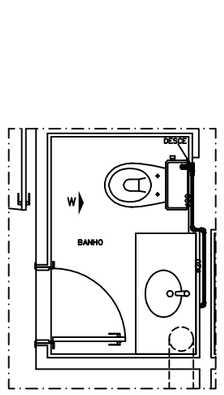

DETALHE-16 BLOCO-A (X25)
ESCALA 1:25

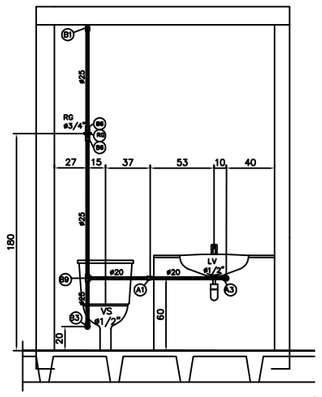

VISTA-W
ESCALA 1:25

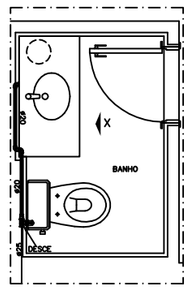

DETALHE-17 BLOCO-A (X18)
ESCALA 1:25

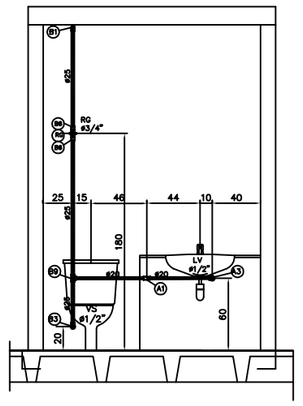

VISTA-X
ESCALA 1:25

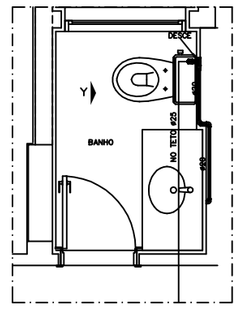

DETALHE-18 BLOCO-A (X4)
ESCALA 1:25

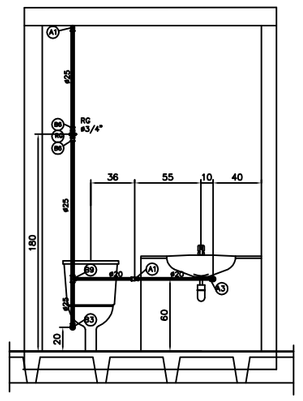

VISTA-Y
ESCALA 1:25

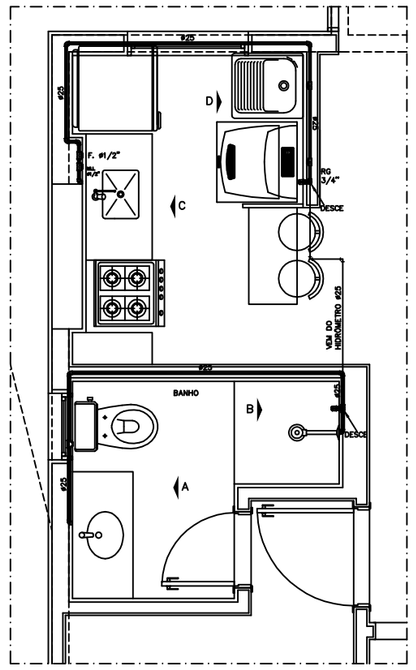

DETALHE-19 4º AO 15º PAVIMENTO (x12) BL-B
ESCALA 1:25

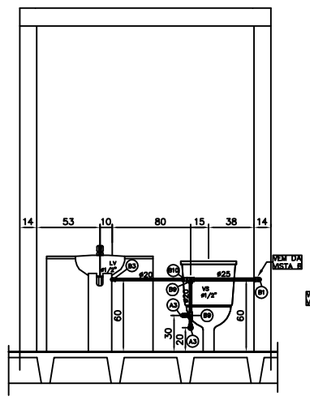

VISTA-A
ESCALA 1:25

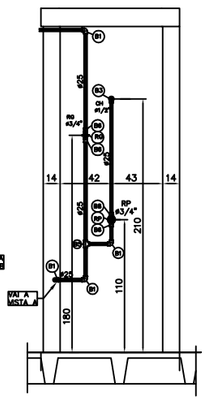

VISTA-B
ESCALA 1:25

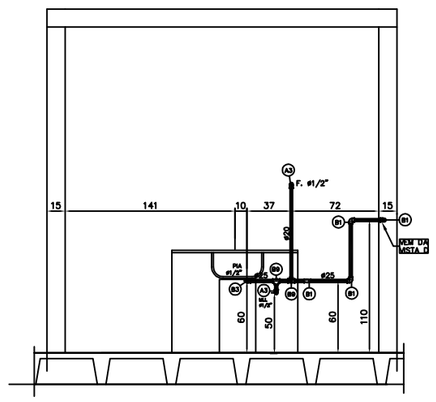

VISTA-C
ESCALA 1:25

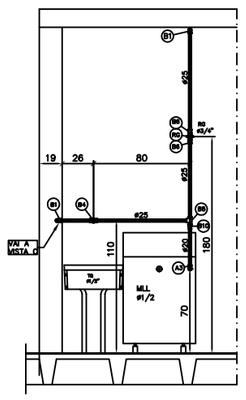

VISTA-D
ESCALA 1:25

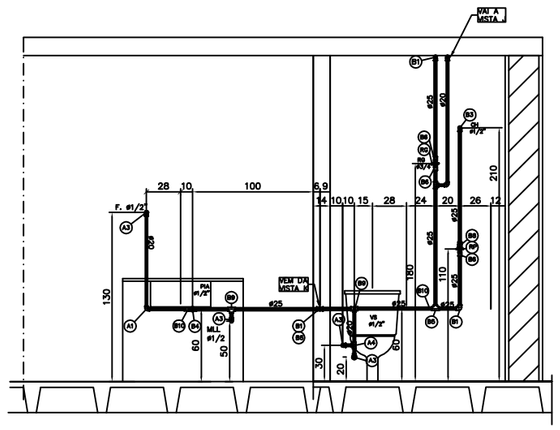

VISTA-I
ESCALA 1:25

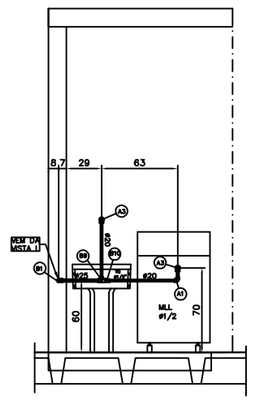

VISTA-K
ESCALA 1:25

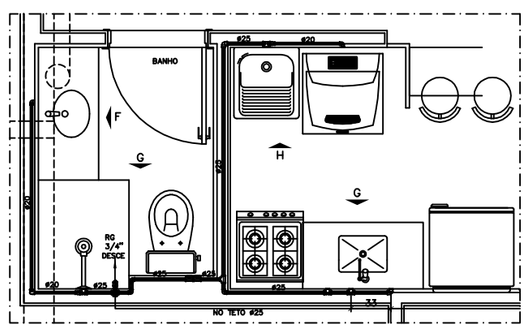

DETALHE-20 4º AO 15º PAVIMENTO (x38) BL-B
ESCALA 1:25

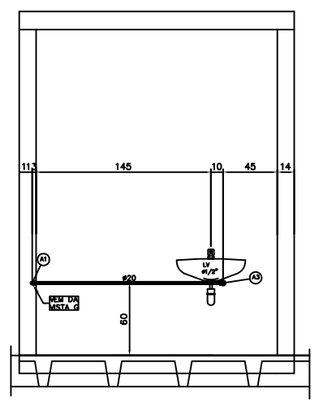

VISTA-F
ESCALA 1:25

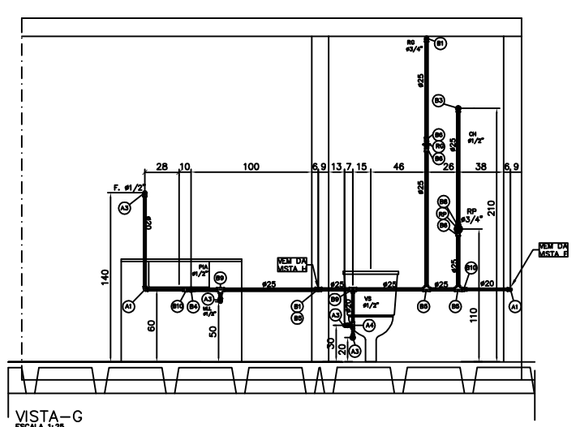

VISTA-G
ESCALA 1:25

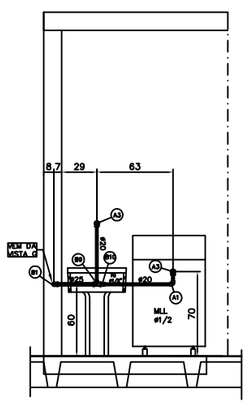

VISTA-H
ESCALA 1:25

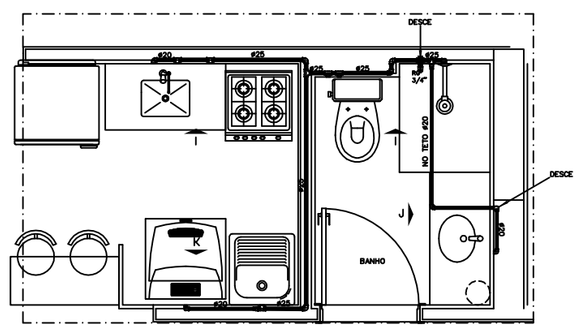

DETALHE-20A" 4º AO 15º PAV. (x25) BL.B
ESCALA 1:25

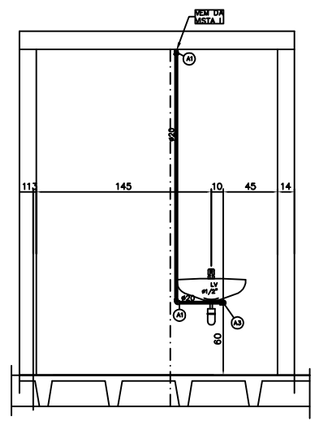

VISTA-J
ESCALA 1:25

LEGENDA DAS CONEXOES

TUBULAÇÃO #20	TUBULAÇÃO #25
(A) – TUBO PVC RIGIDO SOLDAVEL #20	(B) – TUBO PVC RIGIDO SOLDAVEL #25
(A1) – JOELHO PVC SOLDAVEL 90°x#20	(B1) – JOELHO PVC SOLDAVEL 90°x#25
(A2) – JOELHO PVC SOLDAVEL 45°x#20	(B2) – JOELHO PVC SOLDAVEL 45°x#25
(A3) – JOELHO PVC SOLDAVEL 90° COM BUCHA DE LATÃO #20x#1/2"	(B3) – JOELHO PVC SOLDAVEL 90° COM BUCHA DE LATÃO #25x#1/2"
(A4) – TE PVC SOLDAVEL 90°x#20	(B4) – TE PVC SOLDAVEL 90°x#25x#1/2" COM BUCHA DE LATÃO
(A5) – TE PVC SOLDAVEL 90°x#20x#1/2" COM BUCHA DE LATÃO	(B5) – TE PVC SOLDAVEL 90°x#25
(A6) – ADAPTADOR PVC SOLDAVEL #20x#1/2"	(B6) – ADAPTADOR PVC SOLDAVEL #25x#3/4"
(A7) – UNIÃO PVC SOLDAVEL #20	(B7) – UNIÃO PVC SOLDAVEL #25
(A8) – LUVA PVC SOLDAVEL COM BUCHA DE LATÃO #20x#1/2"	(B8) – LUVA PVC SOLDAVEL #25x#3/4"
	(B9) – TE RED.PVC SOLDAVEL #90 #25x#20
	(B10) – REDUCAO PVC SOLDAVEL #25x#20
	(B11) – JOELHO PVC SOLDAVEL 90° COM BUCHA DE LATÃO #25x#3/4"
	(B12) – TE PVC SOLDAVEL 90°x#25x#3/4" COM BUCHA DE LATÃO
	(B13) – LUVA PVC SOLDAVEL AZUL #25x#1/2" COM BUCHA DE LATÃO
	(B14) – JOELHO REDUCAO PVC SOLDAVEL #25x#20

FIXAÇÃO	METAL
(F1) – PERFILADO PERFURADO DE 19x38x100mm FIXADO NA PLACA DE CONCRETO	(RG) – REGISTRO P/ DUCHA DE PRESSAO METALICO DE #1/2"
(F2) – PERFILADO PERFURADO DE 19x38x300mm FIXADO NA PLACA DE CONCRETO	(RG) – REGISTRO DE ESFERA PVC SOLDAVEL #25 (#3/4")
(MB) – BRACADEIRA TIPO PERFIL MG 2669 MEDIA #1/2"	(RF) – REGISTRO DE PRESSAO #3/4" BASE DE REGISTRO DECA/4416205 SISTEMA DE VEDAÇÃO WVS II
(MB) – BRACADEIRA TIPO PERFIL MG 2669 MEDIA #3/4"	(RG) – REGISTRO DE GAVETA #3/4" COM ACABAMENTO LISO
(BC) – BRACADEIRA TIPO D MG 2652 MEDIA #1/2" COM BUCHA NYLON S8 E PARAFUSO	(VD) – VALVULA DE DESCARGA #1/2" PARA MICTORIO
(BC) – BRACADEIRA TIPO D MG 2652 MEDIA #3/4" COM BUCHA NYLON S8 E PARAFUSO	(RB) – RABICHO METALICO FLEXIVEL #1/2" PARA VASO SANITARIO
(TG) – TUBO GUIA AGUA #32 / ESGOTO #60	
(CX) – COIFA ASTRA PARA VEDACAO	

PARA LEGENDAS E NOTAS VIDE DESENHO IHE-01/18

N.o	DATA	MODIFICAÇÕES	N.o	VISTO
2	09/10/2012	REVISÃO-ATENDENDO ATA DE COMPATIBILIZAÇÃO DA REUNIÃO DE 18/09/2012		
1	ABR/2012	REVISÃO GERAL COM SUBSTITUIÇÃO DA ARQUITETURA, UTILIZANDO A ARQUITETURA DE 12/03/12		
0	NOV/2011	EMISSÃO		

N.Taffner Projetos de Instalações Ltda

SIA trecho 3 lote 625/695 bloco C sala 221
e-mail: ntaffner@globo.com
Telefone (61) 3234-5570

SETOR:	ÁGUAS CLARAS – BRASÍLIA – DISTRITO FEDERAL
ENDEREÇO:	RUA DAS PAINEIRAS – LOTE 03; RUA 30 NORTE – LOTE 04
PROPRIETARIO:	GENT INCORPORADORA LTDA.
AUTOR DO PROJETO:	N.TAFFNER PROJETOS DE INSTALAÇÕES LTDA
RESPONSÁVEL TÉCNICO:	PORTO BSB ENGENHARIA LTDA

O PROPRIETÁRIO:

O AUTOR DO PROJETO: CREA: 4619/D-DF

O RESPONSÁVEL TÉCNICO: CREA: 7053-RF

CAESB

CREA

DRLFD

RESIDENCIAL COSMOPOLITAN

PROJETO DE INSTALAÇÕES

DESENHO Nº: ***IHA-14/18***

INSTALAÇÃO DE AGUA POTAVEL
DETALHES DE DET-12 A DET-20 E DET-20A
BLOCOS A e B

DESENHO:	ESCALA:	DATA:	ARQUIVO:
N.TAFFNER	INDICADA	NOV/2011	NT-18-2011-GENT-IHA-14-R02-DET-II